

# Festival Theatre Social Story



I am going to see a performance in Festival Theatre at Adelaide Festival Centre.

There are multiple entrances to Festival Theatre.

There are two entrances that take you to the ground floor:

- Through The Star: Kitchen and Bar, and;
- Via King William Road, close to the large media screens and the Kaurna Reconciliation structures

→ VIA THE STAR: KITCHEN AND BAR



→ VIA THE KING WILLIAM ROAD ENTRANCE




The third entrance is on the plaza level. It will take me to the dress circle level of Festival Theatre.

If I need the box office or the cloakroom, I will need to walk down some stairs or take a lift to get to the ground floor level.



The box office is on the ground floor.

This is where I can line up to pick up my tickets.



Opposite the box office is the cloakroom.

This is where I can leave my coat or my bag  
and collect a hearing assistance pack.



There are bars at either end of the foyer where I can purchase a drink or light snack. There may be a short queue but it will move quickly. I can pay by card.

I may be able to bring my snacks and drink (if it is in a plastic cup) into the auditorium. There will be signage at the doors letting me know what is permitted or I could ask the staff.

Some performances have an interval which is a short break in the performance. The lights will become brighter and I can choose to stay at my seat or go to the foyer. I may access the bar at interval. I will hear bells and announcements to let me know when to return to my seat.

## → THE STAR: KITCHEN AND BAR



## → QUARTET BAR



I will see Front of House staff working at the theatre doors and cloakroom/information desks.

They wear a uniform. They are friendly and I can ask them for help.






Festival Theatre has three levels.

Level 1 is called the **Stalls**.

Level 2 is called the **Dress Circle**.

Level 3 is called the **Grand Circle**.

To know which level to go to, I need to check my ticket.



My ticket tells me where my seat is.

Under '**SECTION**', it tells me which level to go to.

I can check the word '**DOOR**' and it will tell me which door I need to go through.

→ EXAMPLE TICKET



## → STAIRS



I can use the stairs in the centre of the building to get from one level to another, or I can use the lifts at either end of the foyer spaces.

If I need any help finding my way into the theatre, a Front of House staff member will be happy to help me.

## → LIFTS



After I go to my floor, I may have to wait in the foyer. The foyer is a space where we wait to enter the theatre. It can be crowded and noisy.

I may have to wait in line until the theatre is open. If I need to sit down, there will be some seating around the foyer that I can use.



It is a good time to go to the toilet when we are waiting for the performance to start.

There are signs in the foyer that show me where the toilets are. The toilets have different lighting to the foyer and can be a cramped space.



When it is time for the performance to begin, there will be an announcement and a bell chime sound. This tells everyone to make their way into the theatre.


There are 13 different doors to get into Festival Theatre including Door 1A on Stalls level.

Each door's number is displayed above the door.



Inside the theatre, there are lots of seats. All of the seats are facing towards the stage.

Everyone who is sitting watching the stage is called the audience. Everyone in the audience has their own seat.






To get to my seat, I may have to walk down some stairs. If I have trouble walking down the stairs, I can ask the Front of House staff member who may be able arrange help for me.

I may have to move past people who are already sitting. I may have to wait while other people sit down to get to my seat.

Once I am sitting down, I will wait a few minutes for everyone else to sit down so the show can start.



When the show is about to start, the theatre will get dark. This tells me and the rest of the audience to be quiet.

There may also be an announcement.  
Then the performance will begin, and the performers will come on stage.

I might be going to see a theatre performance, a dance performance, music performance or a circus performance. In all these performances, there will be people on stage called performers. They may wear a costume and sing, dance or act to tell us a story.



During the performance, the audience mostly stays quiet to watch the show.

If I see something that I like, or something I think is funny, I can clap my hands or laugh. Other people around me may laugh or clap. If the clapping is too loud, I can cover my ears, wear earplugs or headphones.

The performers might ask me to do something, like call out an answer or give them a high five. I don't have to do this if I don't want to.



During the performance, there may be things that make me nervous, like loud sounds and bright or flashing lights.

If I get nervous during the show, I can cover my eyes and ears, or wear headphones.



If I feel uncomfortable, I can leave the theatre. A Front of House staff member will have a torch to help me see in the dark theatre as I leave.

If I leave in the middle of the performance, I might not be able to go back into the theatre, but the Front of House staff will tell me if I can.

If I leave the theatre, and don't want to go back in, I can sit or stand in the foyer until the show is over.

When the show is finished, the stage lights might go dark.

Then the performers will come on stage and take a bow. The audience will clap to say thank you to the performers. Then, the lights will come up.

I can follow other audience members to the theatre's exit, and back into the foyer.



# Image credits

Slide 14: DreamBIG Children's Festival 2023 - Big Family Weekend Opening Performance

Slide 16: Mary Poppins Australian production 2022 – Photo Credit Daniel Boud

Slide 18: OzAsia Festival 2023 – tiaen tiamen Episode 1 Opening night performance – Photo Credit Xplorer Media (Tyr)

All other images are our own.